

PercoTop®

CS356

2K HS Non Sanding Filler

Features

- Thanks to its optimal flow and overspray absorption, PercoTop® 2K HS Non Sanding Filler is especially suitable for application of large structures and vehicles.
- PercoTop® 2K HS Non Sanding Filler is recoatable with topcoat without intermediate scuff sanding
- Composition based on acrylic resin.

Products

CS356 PercoTop® 2K HS Non Sanding Filler

Activators

CS710 PercoTop® Activator VHS Fast
CS711 PercoTop® Activator VHS Standard
CS712 PercoTop® Activator VHS Slow
CS717 PercoTop® Activator HS Extra Slow
CS718 PercoTop® Activator HS Slow
CS719 PercoTop® Activator HS Standard
CS720 PercoTop® Activator HS Fast

Thinners

CS610 PercoTop® Thinner Fast
CS620 PercoTop® Thinner Standard
CS630 PercoTop® Thinner Slow

Also possible:

CS640 PercoTop® Thinner Extra Slow

Colours

- CS356: anthracite

Substrates

- Primed surfaces.
- Scuff sanded coil-coating.
- Old sanded paintwork.

For professional use only!

PercoTop®




CS356

2K HS Non Sanding Filler

<p>Surface preparation</p> <ul style="list-style-type: none"> • Substrates must be free from all contaminants. • Degrease before recoating.
--

<p>VOC value ready for use (EU Directive 1999/13/EC)</p> <ul style="list-style-type: none"> • 562 g/l 3:1 by volume with CS719 and 20 vol% CS620.
--

Product preparation








 Mixing ratio	CS356 CS710/CS711/CS712 CS717/CS718/CS719/CS720	Volume	Volume
		 Thinner	CS610 CS620 CS630 CS640 <u>Remarks:</u> - Use CS610 on small objects at 15-25°C. - Use CS620 on medium sized objects at 20-25°C. - Use CS630 on large objects at 20-30°C. - Use CS640 on large objects when exceeding 30°C.
 Pot life at 20°C	3 hours	1	-
Recommended dry film thickness	50-60 μ	-	1

PercoTop®

CS356

2K HS Non Sanding Filler

Application

	Application viscosity DIN 4 at 20°C (s)	Thinner (%)	Spray nozzle (mm)	Pressure (bar)	Number of coats
 Gravity feed	18-20	CS710 30-35 CS711 CS712	1.5-1.7	2.5-3.5	1-2
 Suction feed (High pressure spraying)		CS717 20-30 CS718 CS719 CS720			
 HVLP (Low pressure spraying)	18-20	CS710 30-35 CS711 CS712 CS717 20-30 CS718 CS719 CS720	1.5-1.7	2.0-2.5	1-2
 Airless	20-22	CS710 25-30 CS711 CS712	0.28	2.0-3.0 air	1
Airmix		CS717 15-25 CS718 CS719 CS720		Ca 80 material	
 Pressure pot	18-20	CS710 30-35 CS711 CS712	1.0-1.1	2.5-3.5 air	1-2
 Membrane pump (High pressure spraying)		CS717 20-30 CS718 CS719 CS720		1.0-2.0 material	
 Electrostatic	According to the advice of the Axalta Technical Representative.				

PercoTop®

CS356

2K HS Non Sanding Filler

Drying

Air drying at 20°C	50 µ dry film thickness
Dust dry	10-20 minutes
Dry to recoat	30 minutes - 1 hour
Remarks	If necessary errors like sagging and big dust particles can be removed after air drying overnight or after forced drying (ca 30 minutes at 60°C).


Recoatability

Recoatable	With PercoTop® and Imron® topcoats.
------------	-------------------------------------

Product data

	Solids	Density	Theoretical coverage	Theoretical material Consumption
	Weight (%) +/- 1	(kg/l) +/- 0.01	(at 50 µ) (m²/kg)	(at 50 µ) (g/m²)
Packaged	64	1.34	-	-
Mixed with CS719 + 20 vol% CS620	53	1.20	7.5	133

Remarks

	<ul style="list-style-type: none"> Stir well before use.
Storage conditions	<ul style="list-style-type: none"> Refer to the label on the original can.

<p>Safety</p> <p>Consult the Safety Data Sheet prior to use. Observe the precautionary notices displayed on the container.</p>



PercoTop[®]

CS356

2K HS Non Sanding Filler

Information

The information provided herein corresponds to our knowledge on the subject at the date of its publication. This information may be subject to revision as new knowledge and experience becomes available. The data provided fall within the normal range of product properties and relate only to the specific material designated; these data may not be valid for such material used in combination with any other materials or additives or in any process, unless expressly indicated otherwise. The data provided should not be used to establish specification limits or used alone as the basis of design; they are not intended to substitute for any testing you may need to conduct to determine for yourself the suitability of a specific material for your particular purposes. Since Axalta cannot anticipate all variations in actual end-use conditions Axalta makes no warranties and assumes no liability in connection with any use of this information. Nothing in this publication is to be considered as a license to operate under or a recommendation to infringe any patent rights.

This Technical Data Sheet supersedes all previous issues.

Copyright© 2015, Axalta Coating Systems, LLC and all affiliates. All rights reserved. The Axalta logo, Axalta[™], Axalta Coating Systems[™] and all products denoted with [™] or [®] are trademarks or registered trademarks of Axalta Coating Systems, LLC and its affiliates. Axalta trademarks may not be used in connection with any product or service that is not an Axalta product or service.